

Feeding America Performance Benchmarking Dashboard

MANNA FoodBank FY2018

EPG

- Apple
- Apricot/Mango
- Banana/Pear
- Blueberry
- Cherry/Lime
- Grape
- Orange/Papaya
- Peach
- Pineapple/Strawberry/Watermelon

Region

- East North Central
- East South Central
- Middle Atlantic
- Mountain
- New England
- Pacific
- South Atlantic
- West North Central
- West South Central

Operating Expenses
\$3,512,767 to \$9,927,704 and Null values

Paid Staff Size
49.2 to 71

Pounds Distributed (to clients)
10,568,087 to 25,231,155 and Null values

SNAP Meals % of Total Meals Distributed
0% to 33%

Use slider or click the number ranges to manually type desired minimum and/or maximum values

Suggested peers based on filter selections

1	AL-Theodore (Cherry/Lime): Feeding the Gulf Coast
2	AR-Little Rock (Cherry/Lime): Arkansas Foodbank
3	CA-Santa Rosa (Apricot/Mango): Redwood Empire Food Bank
4	CO-Colorado Springs (Orange/Papaya): Care and Share Food Bank
5	CT-Bloomfield (Apricot/Mango): Foodshare
6	FL-Ft. Myers (Pineapple/Strawberry/Watermelon): Harry Chapin Food Bank of South
7	ID-Boise (Orange/Papaya): The Idaho Foodbank
8	KY-Louisville (Pineapple/Strawberry/Watermelon): Dare to Care Food Bank
9	NC-Asheville (Peach): MANNA FoodBank
10	NY-Syracuse (Pineapple/Strawberry/Watermelon): Food Bank of Central New York
11	TX-Tyler (Banana/Pear): East Texas Food Bank
12	VA-Norfolk (Pineapple/Strawberry/Watermelon): Foodbank of Southeastern Virginia
13	VT-Barre (Apricot/Mango): Vermont Foodbank

Make final selections

Select Your Food Bank: NC-Asheville (Peach): MANNA FoodBank

Check Your Food Bank & Check a Minimum of 12 Peer Food Banks

- AK-Anchorage (Orange/Papaya): Food Bank of Alaska, Inc.
- AL-Birmingham (Pineapple/Strawberry/Watermelon): Community Food Bank of Central Alab...
- AL-Huntsville (Pineapple/Strawberry/Watermelon): Food Bank of North Alabama
- AL-Montgomery (Cherry/Lime): Montgomery Area Food Bank
- AL-Theodore (Cherry/Lime): Feeding the Gulf Coast
- AR-Bethel Heights (Peach): Northwest Arkansas Food Bank
- AR-Ft. Smith (Peach): River Valley Regional Food Bank
- AR-Jonesboro (Banana/Pear): Food Bank of Northeast Arkansas
- AR-Little Rock (Cherry/Lime): Arkansas Foodbank
- AR-Texarkana (Peach): Harvest Regional Food Bank, Inc.
- AZ-Mesa (Cherry/Lime): United Food Bank
- AZ-Phoenix (Orange/Papaya): St. Mary's Food Bank Alliance
- AZ-Tucson (Banana/Pear): Community Food Bank of Southern Arizona
- AZ-Yuma (Banana/Pear): Yuma Community Food Bank
- CA-Concord (Blueberry): Food Bank of Contra Costa and Solano
- CA-Fresno (Blueberry): Central California Food Bank
- CA-Indio (Pineapple/Strawberry/Watermelon): FIND Food Bank
- CA-Irvine (Pineapple/Strawberry/Watermelon): Second Harvest Food Bank of Orange County
- CA-Los Angeles (Apple): Los Angeles Regional Food Bank
- CA-Manteca (Pineapple/Strawberry/Watermelon): Second Harvest Food Bank of San Joaquin ...
- CA-Oakland (Pineapple/Strawberry/Watermelon): Alameda County Community Food Bank
- CA-Oxnard (Apricot/Mango): Food Share, Inc.
- CA-Riverside (Blueberry): Feeding America Riverside |San Bernardino Counties

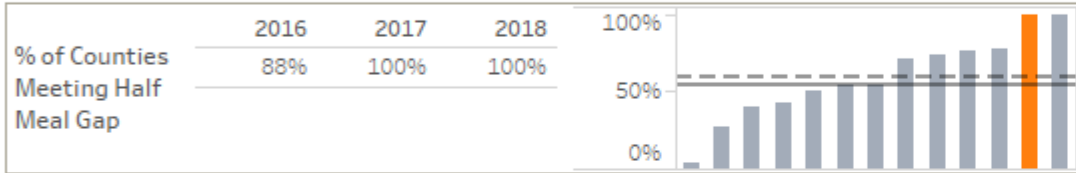
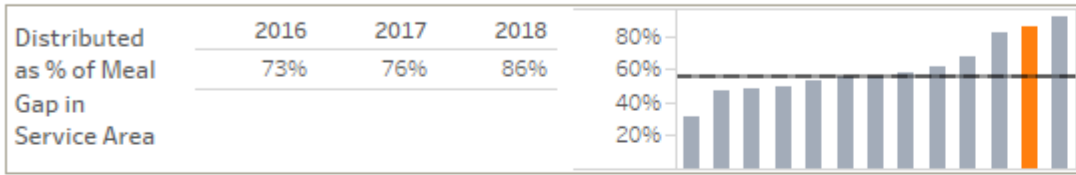
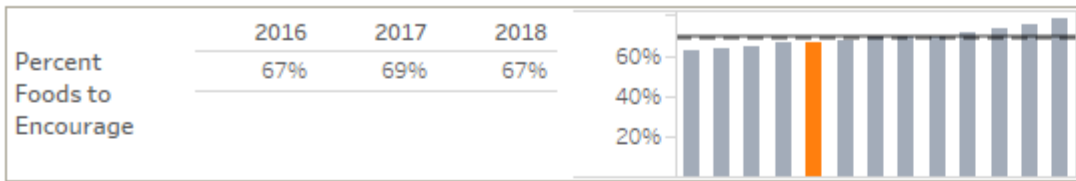
Click for Performance Benchmark Dashboard



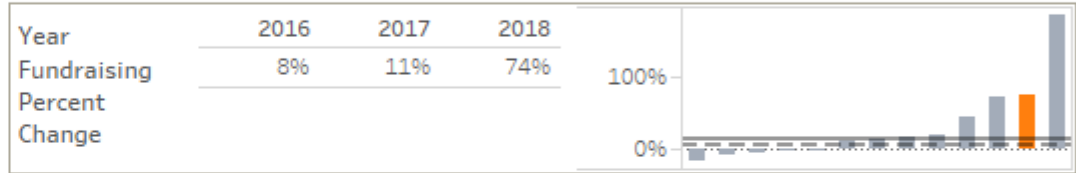
Performance Benchmarking for NC-Asheville (Peach): MANNA FoodBank

FY2018 version

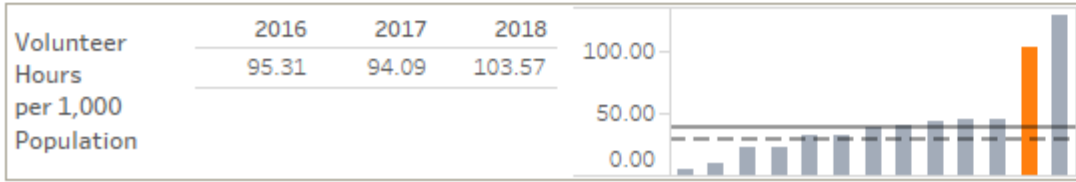
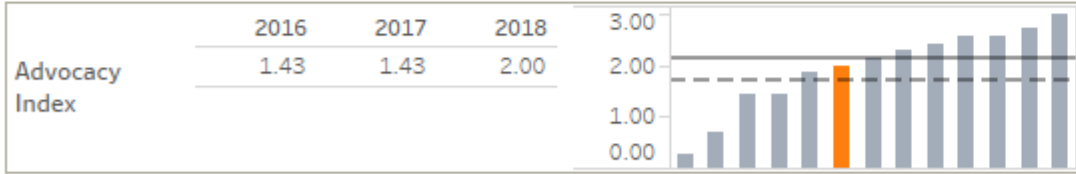
Meeting the Need



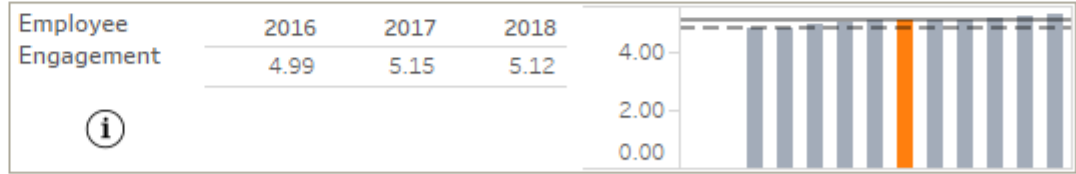
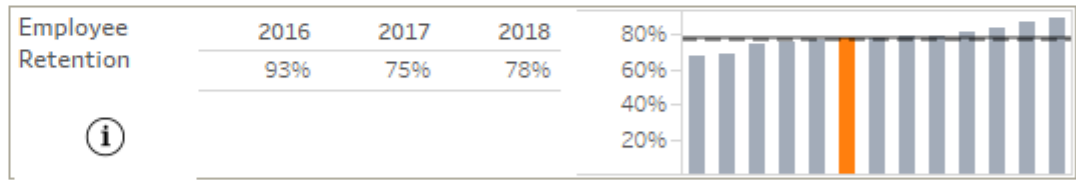
Stewarding Resources



Engaging the Community



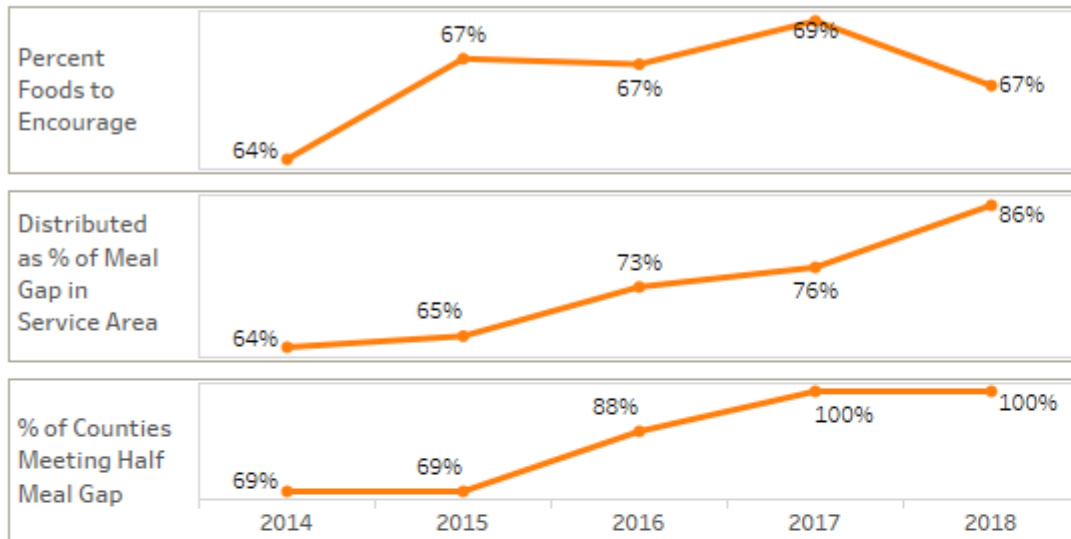
Fostering Mission-Driven Teams



Solid line = peer group median Dotted line = network median ■ Your Food Bank ■ Peer Food Banks

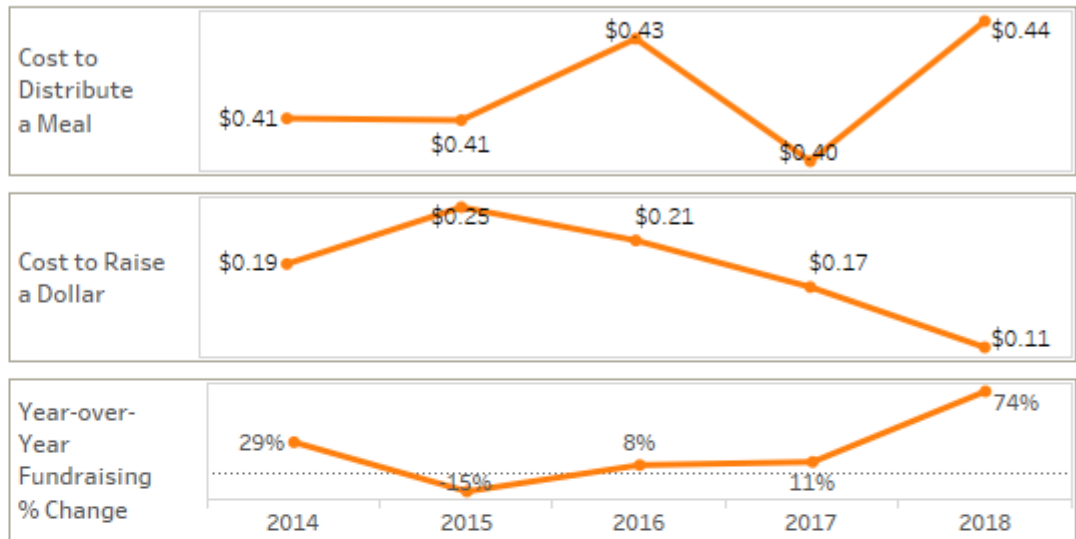


Meeting the Need

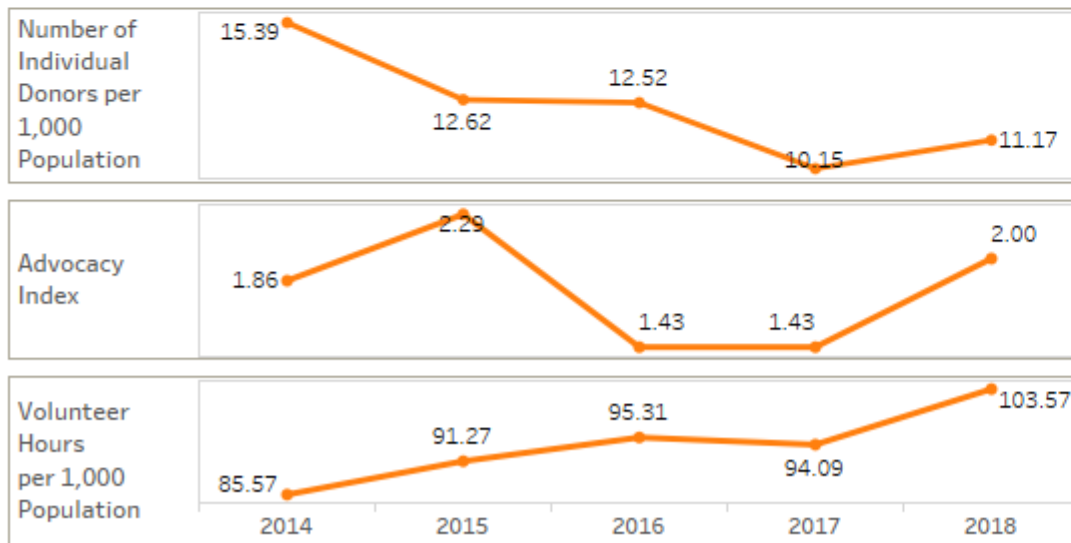


Stewarding Resources

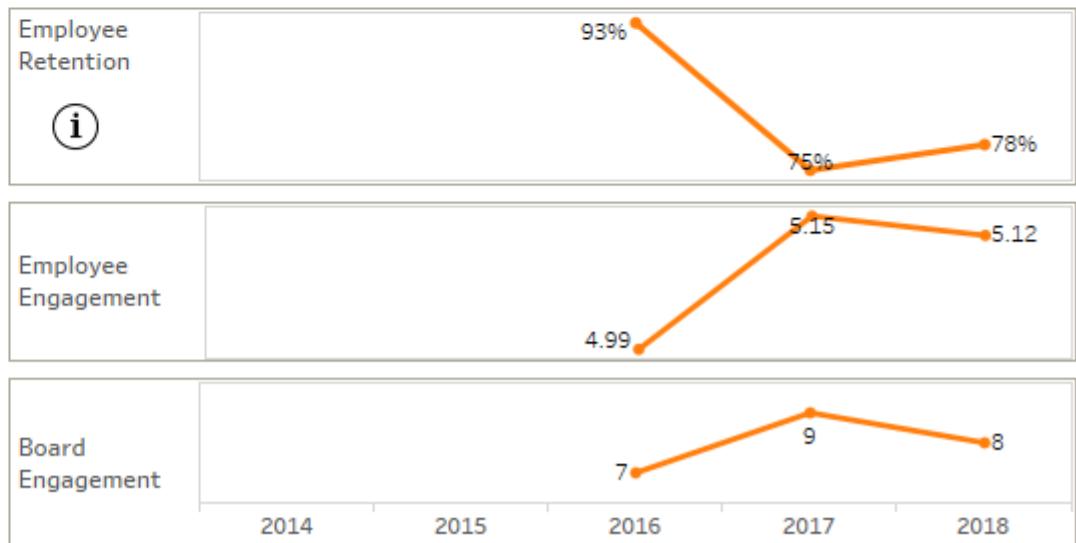
FY2018 version



Engaging the Community



Fostering Mission-Driven Teams



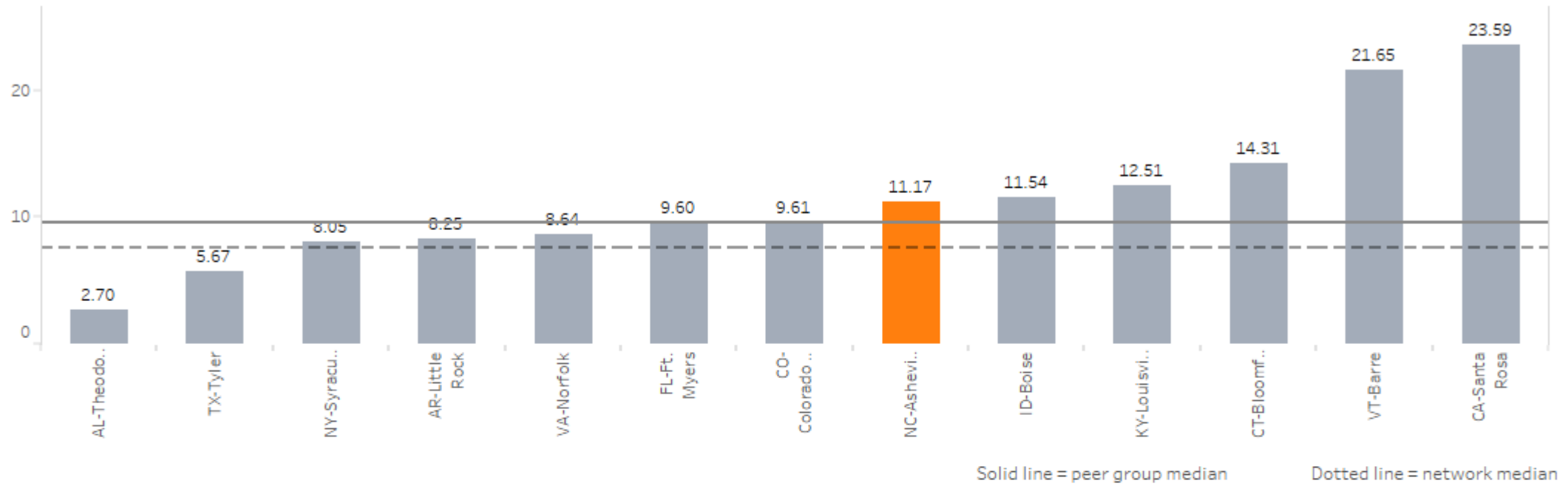
Note: Ranges for each metric are based on minimum and maximum values for your food bank (does not necessarily start from zero) in order to emphasize the changes over time.



Individual Donors per Thousand Population - FY2018 Only

Select Metric:

Individual Donors per Thousand Population



Trends for Individual Donors per Thousand Population - Selected Peers

